



Spectrum Series

The Spectrum Series is the best option for a budget Electric/Motorized front projection screen.
www.elitescreens.com/spectrum



Member

Spectrum Series



The Spectrum Series is the best option for a budget Electric/Motorized front projection screen.

Screen Material:

- MaxWhite 1.1 Gain Screen Material is durable and easy to clean
- 160 degree wide viewing angle for commercial and residential presentations
- Black backed screen material eliminates light penetration for superior color reproduction
- Black masking enhances picture contrast

Casing and Installation:

- Durable metal casing
- Suitable for wall/ceiling installations
- Ships fully assembled with 3-prong power connection ready to Plug & Play
- Optional 6" or 12" brackets available

Motor System:

- Synchronized Motor is silent, energy efficient and enhances product longevity

Control System:


- Infrared remote and wall switch
- Internal IR/RF low voltage receivers
- 3 way wall switch
- 5-12 volt trigger synchronizes with projector
- Optional RF, In-Wall up/down switch and 5-12V controls available

Quality and Reliability:

- Standard 2-year parts and labor warranty
- 3-year warranty for ENR-G (Educational, Non-profit, Religious or Government/Military) - US only
- ETL, FCC, CE, CB GOSTCE & ISO9001:2008 Certified

Certified

- GREENGUARD® Indoor Air Quality and GREENGUARD® Children & Schools Certified

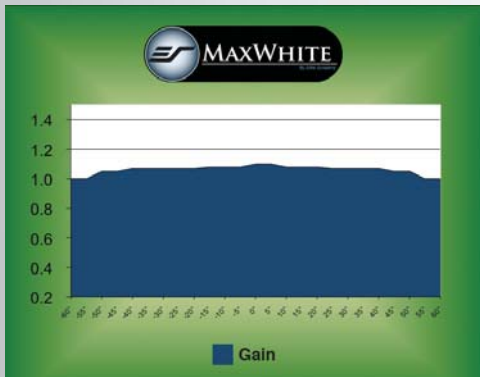



The Spectrum Series has 4 inches of top masking to complement the side and bottom borders. This provides a professional effect by properly framing your projected image.

Standard Internal Infrared (IR) and Radio Frequency (RF) Receivers for optional RF remote provide total control while maintaining the streamlined simplicity of this product.

For added durability and enhanced product appearance, the Elite Spectrum Series uses an all-steel casing construction including the end caps.

The Spectrum Series has various control options that work in conjunction with its Low Voltage Controller (LVC). Its 5-12 Volt trigger port uses a standard RJ45 connection and synchronizes the screen's drop and rise with your projector's power cycle. The optional wall box kit can be installed as an external wall-mounted control or use the extended IR "EYE" receiver for recessed ceiling installations.



Elite Screens MaxWhite screen material is the most popular screen material for today's projectors. It is easy to clean and durable for daily use. With the 1.1 gain and 160° wide viewing angle, it is suitable for most applications from commercial to home theater presentations. Screen material comes with standard black backing to eliminate light penetration while its textured projection surface helps to eliminate Moiré or "hot spotting".

Spectrum Series: Budget Electric Screen with IR/Low Voltage 3-way wall switch, 4:3, 16:9 and 16:10 format

Model	Nominal Diagonal	View Height (in)	View Width (in)	View Height (cm)	View Width (cm)	Net Weight (lbs)	Gross Weight (lbs)	Net Weight (kgs)	Gross Weight (kgs)	Packaging Dimension (LxHxW)	Gain	Screen Material	Case Color
Electric84V	84"(4:3)	50.4	67.2	128.0	170.7	19.3	22.6	8.8	10.3	82"x5.5"x5"	1.1	MaxWhite	White
Electric100V	100"(4:3)	60.0	80.0	152.4	203.2	21.6	26.8	9.8	12.2	95.8"x5.5"x5.5"	1.1	MaxWhite	White
Electric120V	120"(4:3)	72.0	96.0	182.9	243.8	25.5	30.5	11.6	13.9	112"x5.5"x5.5"	1.1	MaxWhite	White
Electric84H	84"(16:9)	41.2	73.2	104.6	185.9	18.5	22.6	8.4	10.3	87.8"x5.5"x5.5"	1.1	MaxWhite	Black
Electric100H	100"(16:9)	49.0	87.2	124.5	221.5	20.1	26.8	9.1	12.2	102.8"x5.5"x5.5"	1.1	MaxWhite	Black
Electric110H	110"(16:9)	54.0	96.0	137.2	243.8	23.6	30.0	10.7	13.6	111.8"x5.5"x5.9"	1.1	MaxWhite	Black
Electric125H	125"(16:9)	61.3	109.0	155.7	276.9	30.9	36.4	14.0	16.5	124.8"x5.5"x5.5"	1.1	MaxWhite	Black
Electric150H	150"(16:9)	73.6	130.7	186.9	332.0	35.3	41.9	16.0	19.0	146.5"x5.5"x5.9"	1.1	MaxWhite	Black
Electric180H	180"(16:9)	88.3	156.9	224.3	398.5	52.9	68.3	24.0	31.0	171"x6.7"x6.7"	1.1	MaxWhite	Black
Electric85X	85"(16:10)	45.0	72.0	114.3	182.9	18.3	21.9	8.3	10.0	87.4"x5.5"x5.7"	1.1	MaxWhite	White
Electric90X	90"(16:10)	47.5	76.0	120.7	193.0	19.0	22.4	8.6	10.2	91"x5.5"x5.7"	1.1	MaxWhite	White
Electric106X	106"(16:10)	56.2	90.0	142.7	228.6	21.0	25.9	9.6	11.8	106.1"x5.5"x5.5"	1.1	MaxWhite	Black
Electric128X	128"(16:10)	67.8	108.4	172.2	275.3	25.5	31.9	11.6	14.5	123.6"x5.5"x5.5"	1.1	MaxWhite	Black
Electric142X	142"(16:10)	67.8	108.4	172.2	275.3	25.5	31.9	11.6	14.5	123.6"x5.5"x5.5"	1.1	MaxWhite	Black
Electric100H-A1080P2	100"(16:9)	49.0	87.2	124.5	221.5	20.1	26.8	9.1	12.2	102.8"x5.5"x5.5"	1.0	AcousticPro1080P2	Black
Electric125H-A1080P2	125"(16:9)	61.3	109.0	155.7	276.9	30.9	36.4	14.0	16.5	124.8"x5.5"x5.5"	1.0	AcousticPro1080P2	Black

Spectrum Series Dimensions Table

Model	Nominal Diagonal	Case Length (A)	A1	Screen Width (A2)	View Width (A3)	Weight Bar Length (A4)	B3	B1	View Height (B2)	Overall Height (B)	End Cap Height (B4)	C1	End Cap Width (C2)	Power Cord Length (D)
Electric84H	84" (16:9)	2168	2113	1936	1860	2021	95	1382	1046	1475	93	17	80	1800
Electric100H	100" (16:9)	2544	2489	2314	2214	2397	95	1581	1245	1674	93	17	80	1800
Electric100H-A1080P2	100" (16:9)	2544	2489	2314	2214	2397	95	1581	1245	1674	93	17	80	1800
Electric110H	110" (16:9)	2773	2718	2535	2435	2626	95	1617	1370	1710	93	17	80	1800
Electric125H	125" (16:9)	3103	3048	2869	2769	2956	95	1753	1557	1846	93	17	80	1800
Electric125H-A1080P2	125" (16:9)	3103	3048	2869	2769	2956	95	1753	1557	1846	93	17	80	1800
Electric150H	150" (16:9)	3622	3567	3421	3321	3501	60	2030	1868	2135	105	17	88	2500
Electric180H	180" (16:9)	4276	4221	4085	3985	4165	60	2454	2242	2559	105	17	88	2500
Electric84V	84" (4:3)	2016	1961	1782	1706	1869	95	1616	1280	1709	93	17	80	1800
Electric100V	100" (4:3)	2366	2311	2132	2032	2219	95	1733	1524	1826	93	17	80	1800
Electric120V	120" (4:3)	2773	2718	2538	2438	2626	95	2012	1828	2105	93	17	80	1800
Electric85X	85" (16:10)	2117	2062	1907	1831	1993	95	1391	1144	1484	93	17	80	1800
Electric90X	90" (16:10)	2225	2170	2015	1939	2101	95	1459	1212	1552	93	17	80	1800
Electric106X	106" (16:10)	2569	2514	2359	2383	2471	95	1674	1427	1767	93	17	80	1800
Electric128X	128" (16:10)	3043	2988	2833	2757	2930	95	1970	1723	2063	93	17	80	1800
Electric142X	142" (16:10)													

Unit: mm

Please visit www.elitescreens.com

Can't find size and ratio you're looking for? Visit elitescreens.com/csr to create your own

Model	Nominal Diagonal	Case Length (A)	A1	Screen Width (A2)	View Width (A3)	Weight Bar Length (A4)	B3	B1	View Height (B2)	Overall Height (B)	End Cap Height (B4)	C1	End Cap Width (C2)	Power Cord Length (D)
Electric84H	84" (16:9)	85.4	83.2	76.2	73.2	79.6	3.7	54.4	41.2	58.1	3.7	0.7	3.1	70.9
Electric100H	100" (16:9)	100.2	98.0	91.1	87.2	94.4	3.7	62.2	49.0	65.9	3.7	0.7	3.1	70.9
Electric100H-A1080P2	100" (16:9)	100.2	98.0	91.1	87.2	94.4	3.7	62.2	49.0	65.9	3.7	0.7	3.1	70.9
Electric110H	110" (16:9)	109.2	107.0	99.8	95.9	103.4	3.7	63.7	53.9	67.3	3.7	0.7	3.1	70.9
Electric125H	125" (16:9)	122.2	120.0	113.0	109.0	116.4	3.7	69.0	61.3	72.7	3.7	0.7	3.1	70.9
Electric125H-A1080P2	125" (16:9)	122.2	120.0	113.0	109.0	116.4	3.7	69.0	61.3	72.7	3.7	0.7	3.1	70.9
Electric150H	150" (16:9)	142.6	140.4	134.7	130.7	137.8	2.4	79.9	73.5	84.1	4.1	0.7	3.5	98.4
Electric180H	180" (16:9)	168.3	166.2	160.8	156.9	164.0	2.4	96.6	88.3	100.7	4.1	0.7	3.5	98.4
Electric84V	84" (4:3)	79.4	77.2	70.2	67.2	73.6	3.7	63.6	50.4	67.3	3.7	0.7	3.1	70.9
Electric100V	100" (4:3)	93.1	91.0	83.9	80.0	87.4	3.7	68.2	60.0	71.9	3.7	0.7	3.1	70.9
Electric120V	120" (4:3)	109.2	107.0	99.9	96.0	103.4	3.7	79.2	72.0	82.9	3.7	0.7	3.1	70.9
Electric85X	85" (16:10)	83.3	81.2	75.1	72.1	78.5	3.7	54.8	45.0	58.4	3.7	0.7	3.1	70.9
Electric90X	90" (16:10)	87.6	85.4	79.3	76.3	82.7	3.7	57.4	47.7	61.1	3.7	0.7	3.1	70.9
Electric106X	106" (16:10)	101.1	99.0	92.9	93.8	97.3	3.7	65.9	56.2	69.6	3.7	0.7	3.1	70.9
Electric128X	128" (16:10)	119.8	117.6	111.5	108.5	115.4	3.7	77.6	67.8	81.2	3.7	0.7	3.1	70.9
Electric142X	142" (16:10)													

Unit: inch

Please visit www.elitescreens.com

Can't find size and ratio you're looking for? Visit elitescreens.com/csr to create your own

Note: Data Error ±1". The listed measurements are for general reference only. Please contact Elite Screens to verify product design and dimensions before attempting to integrate its products with any structural or furniture modification. Although a manufacturer may offer product advice, it may be taken or disregarded at the integrator's discretion. Elite Screens will not be held responsible or be otherwise liable for faulty installations.

